

Together With Refugees

Schools Activity Pack



About this pack

The Schools of Sanctuary Team at City of Sanctuary UK and Together with Refugees have produced this Schools Activity Pack in collaboration to help schools learn more about the Together with Refugees campaign and get involved to show their support of people seeking sanctuary. Using these suggested activities, schools can participate in a UK-wide movement that believes people seeking sanctuary should be welcomed and treated with care and compassion.



Contents

Introduction and background 3

Suggested activities 6

Resources 8

Thank you to School of Sanctuaries Network,
Norwich and Hastings City of Sanctuary and
Asylum Welcome for permission to use the photos.

Introduction and background

What is Together with Refugees?

Together With Refugees is a coalition of organisations and people from all walks of life who believe in treating refugees with care and compassion. We are calling for a kinder, fairer and more effective approach to supporting refugees in the UK.

This year, the UK government is planning to introduce new rules for how we treat refugees. The plans represent a major attack on people seeking safety and they may undermine our obligations under international law, which has incited criticism from the UNHCR. People would be judged by how they got here, rather than by their need for protection. It would make it even more difficult for refugee families to reunite, leaving children stranded and alone and it would mean that many people seeking sanctuary will be left destitute.

Together for Refugees are calling for a kinder, more humane approach that means:

- People can seek safety in the UK, no matter how they came here.
- People can live in dignity while they wait to hear if they will be granted protection.
- A kinder, fairer and more efficient system to decide whether people will be granted protection.
- Refugees and their local communities can build better futures together, with adequate support for local councils to do this.
- The UK would work with other countries to do our bit to help people who are forced to flee their homes.

The orange heart is a symbol of the Together with Refugees campaign and represents compassion for people fleeing war and persecution. Inspired by the refugee nation flag, and the colours of a lifebelt, the heart symbolises hope and kindness. By re-creating and displaying the heart in school, in the local community and on social media you can show your support for refugees.

You can learn more about [the UK government's proposed new rules on the City of Sanctuary website](#).

#WhoWeAre #TogetherWithRefugees



During the week 18 to 22 October 2021 local groups around the UK will kick off Show Your Heart activities, to get the public to show their support for refugees. During the week 6-10 December, there will be a big reveal of orange hearts at local landmarks around the UK. Coordinate your activities around these dates and [find out more here](#). Share your photos using the [#TogetherWithRefugees](#) and [#WhoWeAre](#) hashtags.



What are Schools of Sanctuary?

Schools of Sanctuary are a growing network of schools across the UK recognised by City of Sanctuary UK as embedding a culture of welcome and inclusion in school and raising awareness of the issues faced by refugees and asylum seekers. Schools of Sanctuary UK support schools in receiving recognition by sharing resources, activities, events and advice and guidance to help schools engage in learning about sanctuary issues and develop inclusive policies and practice in school.

In collaboration with Together With Refugees, Schools of Sanctuary UK have developed this Activity Pack to enable schools to get involved with the campaign and show their support for refugees. The suggested activities align with the processes of learn, embed and share that schools must evidence to receive recognition as a School of Sanctuary. You can learn more about the process of [becoming a School of Sanctuary](#) on the website.



Suggested Activities

How can we show support as a school?

These activities have been developed in recognition that each school is different and may want to show their support for people seeking sanctuary in different ways. Your school can do one of these suggested activities or you can do all of them and we encourage you to think creatively about the best way for you to show your support and engage the whole school community.



Activity 1: Add an orange heart next to your school social media handles and share the tags [#TogetherWithRefugees](#) [#WhoWeAre](#) [#SchoolsOfSanctuary](#), explaining why you support people seeking sanctuary.

Activity 2: Create a school 'Together with Refugees' heart. Can you think of a creative and eye-catching way of making a Together with Refugees heart and displaying it publicly? Share your schools 'Together with Refugees' heart on social media with the tags [#WhoWeAre](#), [#TogetherWithRefugees](#) and [#SchoolsOfSanctuary](#). We'll let you know how you can add your heart to the Together With Refugees' website.

Activity 3: Learn about who people seeking sanctuary are, their experiences in the UK and what the new rules might mean for them. You can find resources on the [Schools of Sanctuary website](#) to learn about sanctuary issues or you could invite a representative from a local City of Sanctuary group or local organisation that works with people seeking sanctuary to speak at an assembly or classroom activity.

Activity 4: Raise money or donations for local organisations that provide direct services, including offering advice, to people seeking sanctuary. You can find suggested ways schools have raised money or donations on the Schools of Sanctuary website.

Activity 5: Send postcards to [your local MP, MSP and Senedd members](#) sharing your support for people seeking sanctuary. We have included some template postcards for different ages that you can print out for students. Use the postcards to encourage students to reflect on how they think people seeking sanctuary should be treated. Ask children to write their names and/or message and colour in the Together With Refugees heart. They should then fold the paper in half, glue the blank side of paper and stick the halves together. Collect the postcards together and send them to your local MP.

Activity 6: Invite local press, dignitaries and decision makers like MPs and councillors to a 'Together with Refugees' event at your school alongside your local City of Sanctuary group and/or other local organisations working with people seeking sanctuary. Here you could collaborate on creating a 'Together with Refugees' heart, raise money for a cause supporting people seeking sanctuary and celebrate the contributions of people seeking sanctuary in the UK.

Whilst you might choose to only do one or two of these activities, often they could be combined to have maximum impact: you could display your school 'Together with Refugees' heart on the school railings and invite local press, dignitaries and decision makers. The children can share their thoughts on what the symbol means to them and why they want support for people seeking sanctuary.

Make sure to share details of your efforts to support people seeking sanctuary through your school newsletter and website to raise awareness amongst the wider school community. You can also tweet [@SchsOfSanctuary](#) and use the hashtags [#TogetherWithRefugees](#) [#WhoWeAre](#) and [#SchoolsOfSanctuary](#) to keep us updated on what you're doing.



Resources



Please print and use the following pages to support your activities.


1. Together with Refugees heart symbol to display
2. Outline of Together With Refugees heart symbol for children to colour in.
3. Printable postcard for young children to send to their MP
4. Printable postcard for upper primary/lower secondary children to send to their MP
5. Printable postcard for upper secondary children/teens to send to their MP

Instructions for the printable postcards

Children can fold the sheet in half and glue it together. Once completed, collect the postcards together, take a photo of the children's work and send in an envelope to your local MP.



Together With Refugees



Together With Refugees

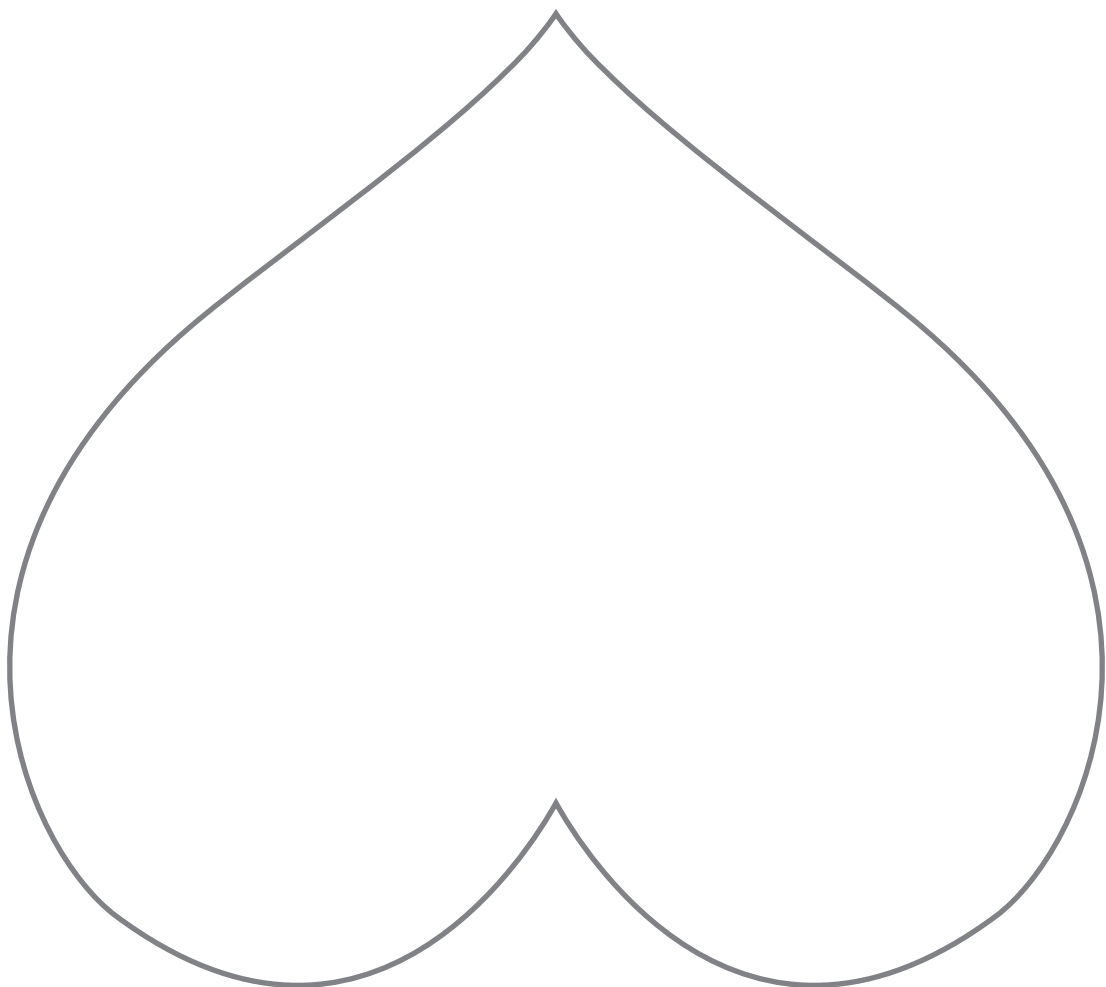
Dear _____ ,

Refugees have always been a part of the UK. It's **who we are**. I think everyone should feel safe and welcome and that refugees should be treated with kindness. I ask that you support refugees too.

From _____ .

Fold along line and glue together

Together With Refugees



Dear _____ ,

Refugees have always been a part of the UK. It's **who we are**. I think that refugees should be treated

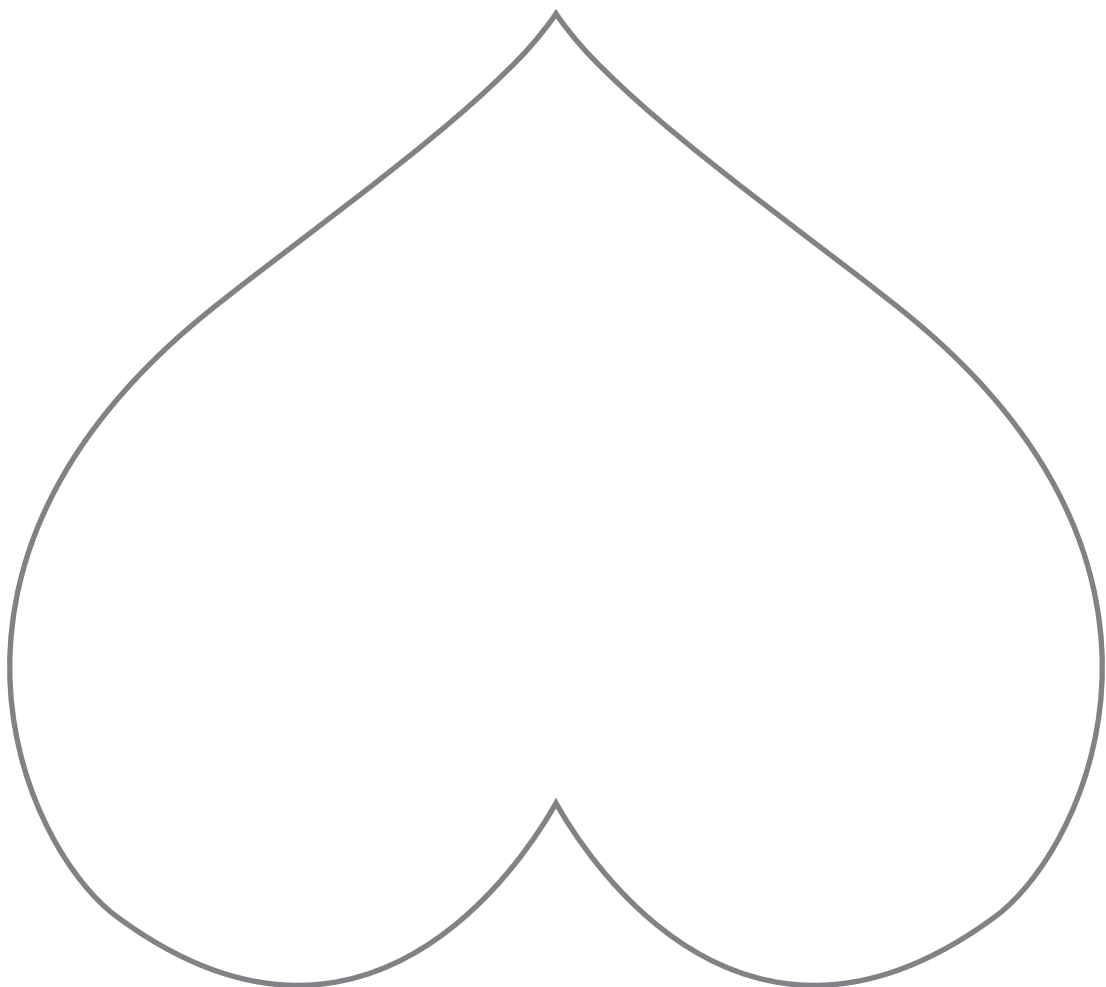
because _____

I ask that you support refugees too.

From _____ .

Fold along line and glue together

Together With Refugees



Dear _____ ,

From _____ .

Fold along line and glue together

Together With Refugees

